


FLUORESCENT LIGHTING

GRL Series - Fluorescent lighting fixtures

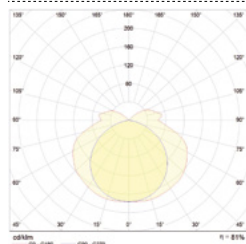


GRL – Glassfiber Reinforced Lighting series for fluorescent bi-pin tubes are normally used in hazardous areas of industrial plants, chemical and petrochemical ones in particular.

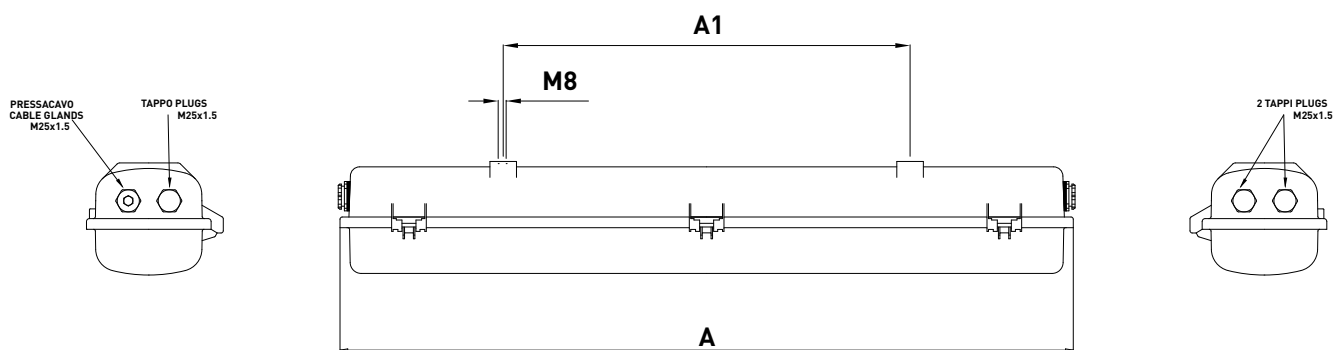
- Resistance to salt water corrosion
- Low costs maintenance
- Bright lighting
- Ideal to illuminate homogeneously settings

TECHNICAL FEATURES

Material	Body in antistatic GRP (glass reinforced polyester) black colour. VØ (UL94) guaranteed self-extinguishing and UV resistant transparent polycarbonate cup. Internal frame in extruded aluminum. White internal reflector in PVC coated aluminum.
IP rating	IP66
Ambient temperature range	-20°C to +55°C (battery in separate housing) -40°C to +55°C (normal operation) -20°C to +50°C (emergency operation)
Approvals	CESI 15ATEX015 IECEX CES 15.0007
Marking	Ex de IIC T4 Gb Ex de mb IIC T4 Gb Ex tb IIC T70°C/T80°C Db IP66
Gaskets	Silicon rubber
Entries	Body complete of four M25x1,5 Ø through holes (two on both sides) for cable entry, three complete of metallic M25 plugs and the other one with resin cable gland M25X1,5
Hardware and screws	Screws and accessories in stainless steel AISI 316L
Lamps	1 or 2 fluorescent tubes T8 with G13 socket
Ballast	Electronic
Rated operation voltage (UE)	110 - 240 V
Frequency	50/60 Hz
Power factor	>0,96
Accessories available upon request	Lamp Installation kit (pole, ceiling and suspension mountings)
Operating principles	Available GRL lighting fixture for emergency with one tube: -90 minutes with a luminous flux of about 250 lm (18W) -120 minutes with a luminous flux of about 800 lm (36W-High Flux)



Dimensions GRL



GRL Series - Fluorescent lighting fixtures for emergency service

TYPE	CODE	POWER [W]	EMERGENCY DURATION	DIMENSIONS [mm]				WEIGHT [kg]
				A	A1	B	C	
GRL-118 LE-P90	A 1002.000005	1X18	90'	785	420	185	155	6,80
GRL-218 LE-P90	A 1002.000006	2X18	90'	785	420	185	155	7,00
GRL-136 LE-P90	A 1002.000007	1X36	90'	1370	720	185	155	10,00
GRL-236 LE-P90	A 1002.000008	2X36	90'	1370	720	185	155	10,20
GRL-118 LE-P120	A 1002.000001	1X18	120'	785	420	185	155	6,80
GRL-218 LE-P120	A 1002.000002	2X18	120'	785	420	185	155	7,00
GRL-136 LE-P120	A 1002.000003	1X36	120'	1370	720	185	155	10,00
GRL-236 LE-P120	A 1002.000004	2X36	120'	1370	720	185	155	10,20

GRL Series - Fluorescent lighting fixtures for normal service

TYPE	CODE	POWER [W]	DIMENSIONS [mm]				WEIGHT [kg]
			A	A1	B	C	
GRL-118	A 1001.000001	1X18	785	420	185	155	5,30
GRL-218	A 1001.000002	2X18	785	420	185	155	5,30
GRL-136	A 1001.000003	1X36	1370	720	185	155	7,90
GRL-236	A 1001.000004	2X36	1370	720	185	155	7,90